



Demographic & Socioeconomic




	Bath	Menifee	Morgan	Rowan	Kentucky	US
Designated as Distressed by ARC	Yes	Yes	Yes	Yes	—	—
Population Growth per Decade since 1970	6%	13%	9%	8%	8%	11%
Educational Attainment "Less Than High School" 2010	28%	31%	31%	24%	19%	15%
Educational Attainment Rates "High School or Better" 2010	72%	69%	69%	76%	81%	85%
Poverty Level 2010	30%	20%	24%	30%	18%	14%
Per Capita Income 2010	\$24,170	\$22,173	\$21,311	\$25,326	\$32,504	\$39,791
Unemployment Rate 2011	12.2%	15.2%	12.0%	8.4%	9.5%	8.9%

Health Resource Availability



	Bath	Menifee	Morgan	Rowan	Kentucky	US
Insured 2010	81.3%	79.1%	80.7%	79.6%	82.5%	84.5%
Uninsured 2010	18.7%	20.9%	19.3%	20.4%	17.5%	15.5%
Health Professional Shortage Area	Yes	Yes	Yes	No	—	—
Total Licensed Physicians 2010	2	2	9	69	—	—
Total Licensed Dentists 2010	1	1	4	13	—	—

Health Outcomes



	Bath	Menifee	Morgan	Rowan	Kentucky	US
Health Outcomes Ranking (of 120)	97	111	69	38	—	—
Health Behaviors Ranking (of 120)	107	104	98	46	—	—
Clinical Care Ranking (of 120)	65	77	95	46	—	—
Physical Environment (of 120)	38	94	81	44	—	—
KIOM County Health ranking (of 120)	82	101	76	17	—	—
Poor or Fair Health (self-rated)	28%	31%	29%	24%	—	—